



MICHIGAN LANGUAGE ASSESSMENT

MYLE

Bronze Sample Test



Center Number		Candidate Number	
---------------	--	------------------	--



Michigan Young Learners English

Bronze Listening

Sample Test

There are 20 questions.

You will need colored pens or pencils.

My name is:

Part 1

– 5 questions –

Listen and draw lines. There is one example.

Sue

Ann

Lucy

Nick



Pat

Jill

Dan

Part 2

– 5 questions –

Read the question. Listen and write a name or a number.

There are two examples.



Examples

What is the new girl's name?

Kim

.....

How old is the new girl?

8

.....

Questions

1 What is Kim's last name?

2 Where does Kim live? onStreet

3 What number is Kim's house?

4 What is the name of Kim's horse?


5 How old is Kim's horse?

Part 3


– 5 questions –

Listen and check (✓) the box. There is one example.


What animal does Alex have in his bedroom?



A




B




C


1 Which picture are May and Sam looking at?



A



B




C

2 What is Ms. Good's class doing this afternoon?



A




B




C


3 What is Mom's favorite fruit?



A



B



C

4 Which dog is Anna's?



A



B



C

5 What is Lucy wearing?



A



B



C

Part 4

- 5 questions -

Listen and color. There is one example.



Bronze Listening

Answer Key

- () = Acceptable extra words are placed in parentheses
- / = A single slash is placed between acceptable alternative words within an answer
- // = A double slash is placed between acceptable alternative complete answers

Part 4 5 answers

- 1 Color balloon in boy's hand – yellow
- 2 Color balloon between boxes – pink
- 3 Color balloon under table – green
- 4 Color balloon on chair – brown
- 5 Color balloon behind cat – orange

Part 1 5 answers

Lines should be drawn between:

- 1 Lucy girl behind tree
- 2 Jill girl feeding ducks
- 3 Dan boy with kite
- 4 Ann girl reading
- 5 Nick boy on bike

Part 2 5 answers

- 1 W-A-L-L
- 2 S-U-N
- 3 15/fifteen
- 4 T-I-G-E-R
- 5 7/seven

Part 3 5 answers

- 1 B
- 2 A
- 3 A
- 4 B
- 5 C

Bronze Listening

Audioscript

N = narrator	Fch = Female child
F = Female adult	Mch = Male child
M = Male adult	

N Hello. This is the Michigan Young Learners English test Bronze sample test.

[MUSIC]

Look at Part 1.

Look at the picture.

Listen and look.

There is one example.

PAUSE 00'03"

Mch Here's a photo of me and my friends in the park, Ms. Box.

F Oh yes! Who's that? The boy with the cats.

Mch His name's Pat. He's holding one cat in his arms! Pat loves animals.

F That's good.

PAUSE 00'03"

N Can you see the line? This is an example.

Now you listen and draw lines.

PAUSE 00'03"

[REPEAT FROM HERE]

N One

F There's a girl here, too. She's behind the pear tree!

Mch Yes. She's funny. Her name's Lucy.

F And what's Lucy doing behind that tree?

Mch Sorry! I don't know. Playing a game?

PAUSE 00'05"

N Two

Mch And there's Jill. She's got some bread in her hand.

F Is she giving it to the ducks?

Mch Yes! Jill loves ducks.

F Me too!

PAUSE 00'05"

N Three

F That's a great kite!

Mch Yes, that's Dan's kite.

F Is Dan the boy in the red T-shirt?

Mch Yes, that's right.

PAUSE 00'05"

N Four

F One person is reading. What's her name?

Mch The girl with the book?

F Yes.

Mch That's my friend Ann. Reading is Ann's favorite hobby.

PAUSE 00'05"

N Five

F And what's that boy's name? The boy on the bike.

Mch That's Nick. Nick's in my class at school.

F Oh! He's got a nice bike!

Mch I know! It's new. He loves it.

PAUSE 00'05"

N Now listen to Part 1 again.

PAUSE 00'03"

[REPEAT PART 1 WITH ONLY 00'03" PAUSES]

That is the end of Part 1.

PAUSE 00'05"

Part 2.

Look at the picture.

Listen and write a name or a number.

There are two examples.

PAUSE 00'03"

Fch Hello. I'm new in class.

M What's your name, please?

Fch Kim.

M Is that K-I-M?

Fch Yes. Kim.

PAUSE 00'03"

M How old are you, Kim?

Fch I'm 8 today.

M 8 today? Happy birthday!

Fch Thank you.

PAUSE 00'03"

N Can you see the answers? Now you listen and write a name or a number.

PAUSE 00'03"

[REPEAT FROM HERE]

N One

M What's your last name, please?

Fch It's Wall. W-A-L-L.
 M Wall? (ha, ha) That's my name, too.
 Fch Is it?
 M Yes.
 PAUSE 00'10"
 N Two
 M Where do you live, Kim?
 Fch On Sun Street.
 M Sun Street?
 Fch Yes. S-U-N. It's behind the zoo.
 M OK.
 PAUSE 00'10"
 N Three
 M What number's your house?
 Fch It's 15.
 M 15. Oh, is it that house with the big yard?
 Fch Yes, it is. And it's got a pink door!
 PAUSE 00'10"
 N Four
 M What do you have in your bag?
 Fch Apples for my horse. I go to see him with my friend.
 M What's your horse's name?
 Fch Tiger. That's T-I-G-E-R.
 M Tiger?!
 Fch Yes, it's a funny name for a horse but I like it.
 PAUSE 00'10"
 N Five
 M How old is your horse?
 Fch He's seven.
 M Seven?
 Fch Yes. And he can run and jump.
 M Great!
 PAUSE 00'10"
 N Now listen to Part 2 again.
 PAUSE 00'03"
 [REPEAT PART 2 WITH ONLY 00'05" PAUSES]
 That is the end of Part 2.
 PAUSE 00'05"
 Part 3.
 Look at the pictures.
 Now listen and look.
 There is one example.
 PAUSE 00'03"
 N What animal does Alex have in his bedroom?

PAUSE 00'03"

Fch Mom, Alex has an animal in his bedroom.
 F What is it? A fish?
 Fch No, a lizard. Can I have one?
 F OK. But please don't ask for a snake!
 PAUSE 00'03"
 N Can you see the check mark?
 Now you listen and check the box.
 PAUSE 00'03"
 [REPEAT FROM HERE]
 N One. Which picture are May and Sam looking at?
 PAUSE 00'03"
 Fch This picture's nice, Sam. Who's in it?
 Mch Mom, my grandpa, and my cousin, Tom.
 Fch Where's your dad and your grandma?
 Mch They're not in this picture, May.
 PAUSE 00'05"
 N Two. What is Ms. Good's class doing this afternoon?
 PAUSE 00'03"
 M Where is your class this afternoon, Ms. Good? At their swimming lesson?
 F No, they're on the playground.
 M Are they playing soccer?
 F Not today. They're taking photos for our class book.
 PAUSE 00'05"
 N Three. What is Mom's favorite fruit?
 PAUSE 00'03"
 Mch Mom, can we have this coconut?
 F Well, they're very nice but I can't open them.
 Mch What about these oranges?
 F They are my favorites. Let's have this pineapple too.
 PAUSE 00'05"
 N Four. Which dog is Anna's?
 PAUSE 00'03"
 Mch Is that your dog, Anna?
 Fch No, my dog's dirty.
 Mch Is it young?
 Fch Yes. My brother's dog is that old one.
 PAUSE 00'05"
 N Five. What is Lucy wearing?
 PAUSE 00'03"
 F (shouting up the stairs) Lucy, your skirt's on the bed.
 Fch Thanks, Mom but I don't want it. I'm wearing my jeans.

F And your new T-shirt?

Fch Yes. It's great!

PAUSE 00'05"

N Now listen to Part 3 again.

PAUSE 00'03"

[REPEAT PART 3 WITH NO PAUSE AFTER THE QUESTION BUT THE SAME 00'05" PAUSE AFTER EACH DIALOGUE]

That is the end of Part 3.

PAUSE 00'05"

Part 4.

Look at the picture.

Listen and look.

There is one example.

PAUSE 00'03"

M Look! It's the girl's birthday today.

Fch I can see lots of balloons! I have my pencils here. Can I color one?

M Yes! A balloon is next to the photo of the family. Color that one, please.

Fch OK. What color?

M Make the balloon next to the photo, red.

PAUSE 00'03"

N Can you see the red balloon next to the photo? This is an example.

Now you listen and color.

PAUSE 00'03"

[REPEAT FROM HERE]

N One

M Color the balloon in the small boy's hand now.

Fch Pardon me? The balloon in the boy's hand?

M Yes. Do you have a yellow pencil?

Fch Yes, I do.

M Great! Color it with that pencil, then.

PAUSE 00'15"

N Two

M And can you see a balloon between the boxes?

Fch Yes!

M Well done! Color that balloon now, please.

Fch What color for the balloon between the boxes?

M Would you like to color it pink?

Fch Yes!

PAUSE 00'15"

N Three

M Now color the balloon under the table.

Fch The balloon under the table? OK!

M You can choose the color!

Fch Green! I love that color!

M Me too!

PAUSE 00'15"

N Four

M There's a balloon on the chair. Find that one, please.

Fch I can see it.

M Good. Make that balloon brown.

Fch OK! I'm coloring that balloon, the one on the chair, now.

M Great!

PAUSE 00'15"

N Five

Fch And which balloon can I color now?

M The one behind the cat. Color that balloon!

Fch Can I make it orange?

M Yes. Thank you!

PAUSE 00'15"

N Now listen to Part 4 again.

PAUSE 00'03"

[REPEAT PART 4 WITH ONLY 00'10" PAUSES]

N That is the end of the Bronze Listening test.

[MUSIC]

Blank Page

Center Number		Candidate Number	
---------------	--	------------------	--



Michigan Young Learners English

Bronze Reading & Writing

Sample Test

There are 25 questions.

You have 20 minutes.

You will need a pen or pencil.


My name is:

Part 1


– 5 questions –

Look and read. Put a check (✓) or an “X” (X) in the box.
There are two examples.

Examples



These are grapes.



This is a house.



Questions


1



This is a helicopter.




2



This is a clock.

3



These are shells.

4



This is a sock.

5



These are chairs.

Part 2

– 5 questions –

Look and read. Write **yes** or **no**.



Examples

There are two armchairs in the living room. yes

The big window is open. no

Questions

1 The man has black hair and glasses.

2 There is a lamp on the bookcase.

3 Some of the children are singing.

4 The woman is holding some drinks.

5 The cat is sleeping under an armchair.

Part 3

- 5 questions -

Look at the pictures. Look at the letters. Write the words.

Example




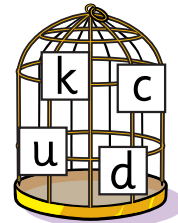
s n a k e



Questions

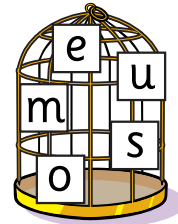
1






2





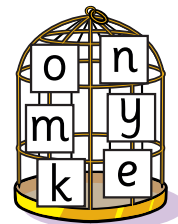
3





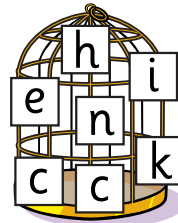
4





5



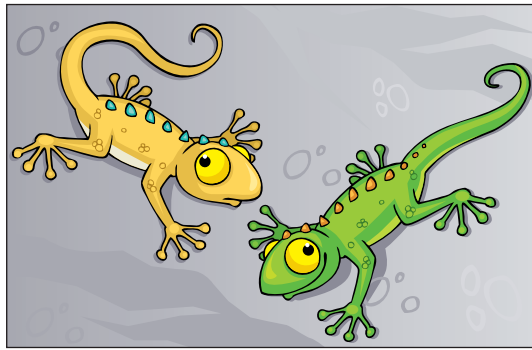


Part 4

– 5 questions –

Read this. Choose a word from the box. Write the correct word next to numbers 1–5. There is one example.

Lizards


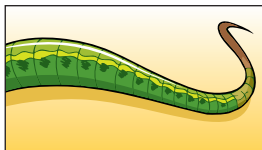



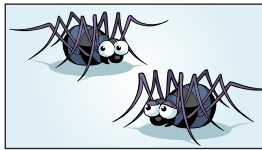




Lots of lizards are very small animals but some are really big.

Many lizards are green, gray, or yellow. Some like eating (1)..... and some like eating fruit.

A lizard can run on its four (2)..... and it has a long (3)..... at the end of its body.

Many lizards live in (4)..... but, at the beach, you can find some lizards on the (5)..... . Lizards love sleeping in the sun!

Example			
			
animals	tail	balloon	trees
			
legs	spiders	teacher	sand

Part 5

– 5 questions –

Look at the pictures and read the questions. Write one-word answers.




Examples

Where are the people? in the kitchen

How many children are there? two

Questions

1 What are the children playing with? some toy



2 What is Mom standing on? a

3 Where is the spider? on Mom's



4 Who is pointing? the

5 Where are the children? in the

Bronze Reading & Writing

Answer Key

- () = Acceptable extra words are placed in parentheses
- / = A single slash is placed between acceptable alternative words within an answer
- // = A double slash is placed between acceptable alternative complete answers

Part 4 5 answers

- 1 spiders
- 2 legs
- 3 tail
- 4 trees
- 5 sand

Part 5 5 answers

- 1 spiders
- 2 chair
- 3 shoe(s)/slipper(s)
- 4 (a/the) (blonde) girl/sister/daughter
- 5 (back)yard/garden
outside/outdoors
door (frame)/(way)

Part 1 5 answers

- 1 ✗
- 2 ✓
- 3 ✓
- 4 ✗
- 5 ✓

Part 2 5 answers

- 1 yes
- 2 yes
- 3 no
- 4 yes
- 5 yes

Part 3 5 answers

- 1 duck
- 2 mouse
- 3 hippo
- 4 monkey
- 5 chicken

Bronze Speaking

Summary of Procedures

The usher introduces the child to the examiner.

1. After asking the child “What’s your name?”, the examiner familiarizes the child with the picture first and then asks the child to point out certain items on the scene picture, e.g. “Where’s the door?” The examiner then asks the child to put two object cards in various locations on the scene picture, e.g. “Put the robot on the red chair.”
2. The examiner asks questions about two of the people or things in the scene picture, e.g. “What’s this?” (Answer: banana) “What color is it?” (Answer: yellow). The examiner also asks the child to describe an object from the scene, e.g. “Tell me about this box.”
3. The examiner asks questions about four object cards, e.g. “What’s this?” (Answer: (orange) juice) and “What do you drink for lunch?”
4. The examiner asks questions about the child, e.g. “Which sport do you like?”

